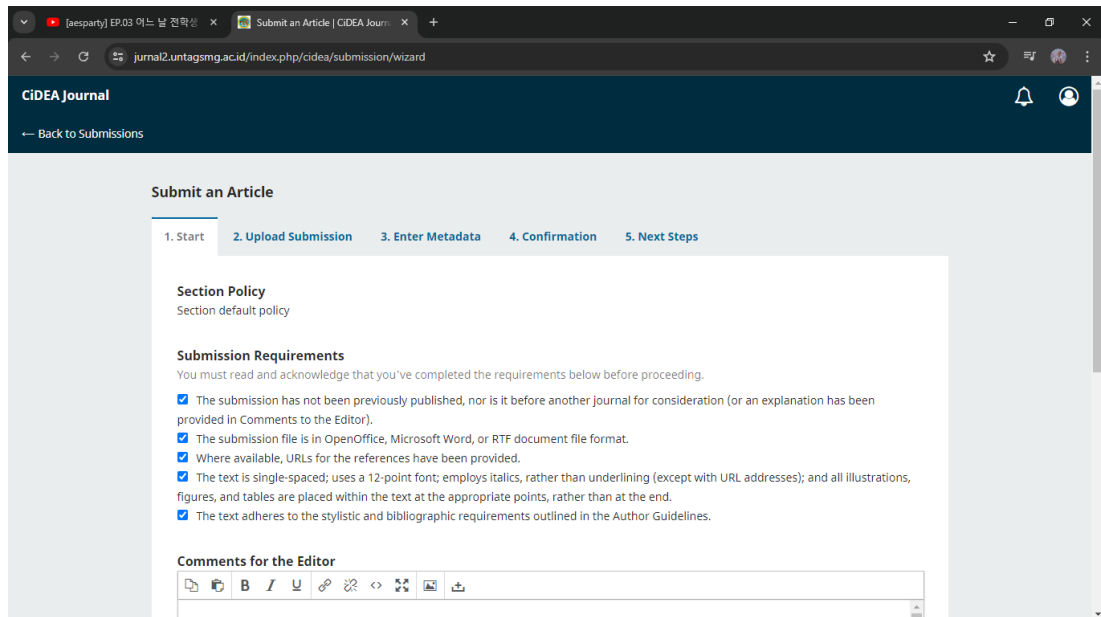


Bukti Submit Artikel Siti Maryam Bolen Ke Jurnal CiDEA



The screenshot shows the 'Submit an Article' wizard in the CiDEA Journal interface. The browser address bar shows 'jurnal2.untagsmg.ac.id/index.php/cidea/submission/wizard'. The page has a dark blue header with the journal name and a 'Back to Submissions' link. The main content area is titled 'Submit an Article' and features a progress bar with five steps: 1. Start, 2. Upload Submission (active), 3. Enter Metadata, 4. Confirmation, and 5. Next Steps. Below the progress bar, there are sections for 'Section Policy' (with a link to 'Section default policy'), 'Submission Requirements' (with a note that requirements must be read and acknowledged), and 'Comments for the Editor' (with a rich text editor). The requirements list includes: submission not previously published, file format (OpenOffice, Microsoft Word, or RTF), references with URLs, single-spaced text with 12-point font and italics instead of underlining, and adherence to author guidelines.

Submit an Article

1. Start 2. Upload Submission 3. Enter Metadata 4. Confirmation 5. Next Steps

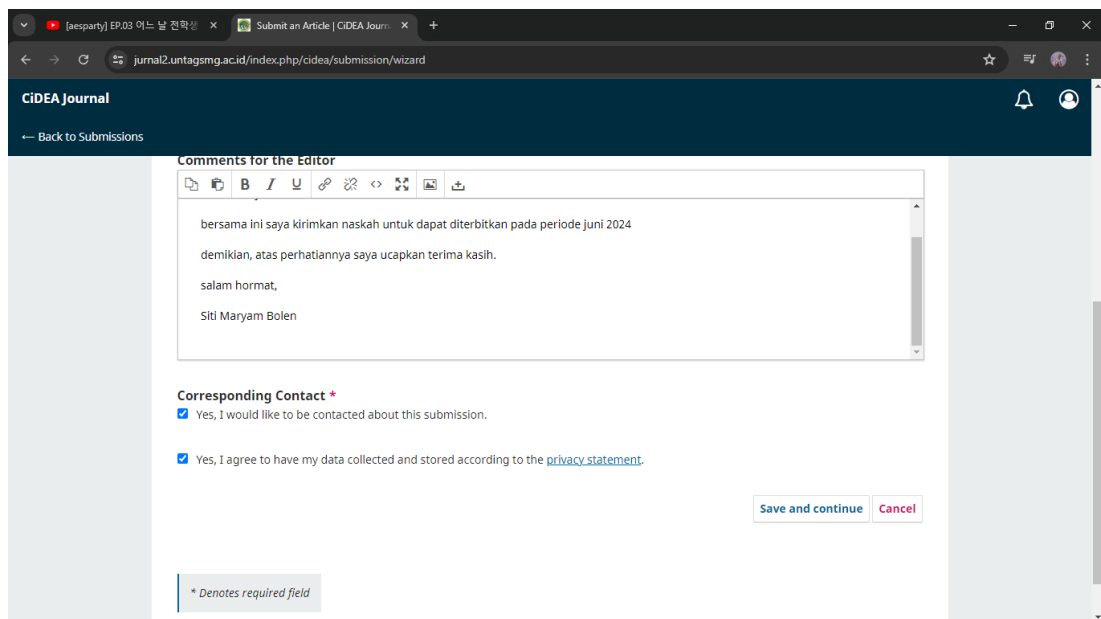
Section Policy
Section default policy

Submission Requirements
You must read and acknowledge that you've completed the requirements below before proceeding.

- ☒ The submission has not been previously published, nor is it before another journal for consideration (or an explanation has been provided in Comments to the Editor).
- ☒ The submission file is in OpenOffice, Microsoft Word, or RTF document file format.
- ☒ Where available, URLs for the references have been provided.
- ☒ The text is single-spaced; uses a 12-point font; employs italics, rather than underlining (except with URL addresses); and all illustrations, figures, and tables are placed within the text at the appropriate points, rather than at the end.
- ☒ The text adheres to the stylistic and bibliographic requirements outlined in the Author Guidelines.

Comments for the Editor

[Rich text editor with icons for bold, italic, underline, link, unlink, list, image, and other formatting options]



The screenshot shows the 'Confirmation' step of the submission wizard. The 'Comments for the Editor' section is now a text area containing a message in Indonesian. Below this, the 'Corresponding Contact' section has two required checkboxes: 'Yes, I would like to be contacted about this submission.' and 'Yes, I agree to have my data collected and stored according to the privacy statement.' At the bottom right are 'Save and continue' and 'Cancel' buttons. A legend at the bottom left indicates that an asterisk denotes a required field.

Comments for the Editor

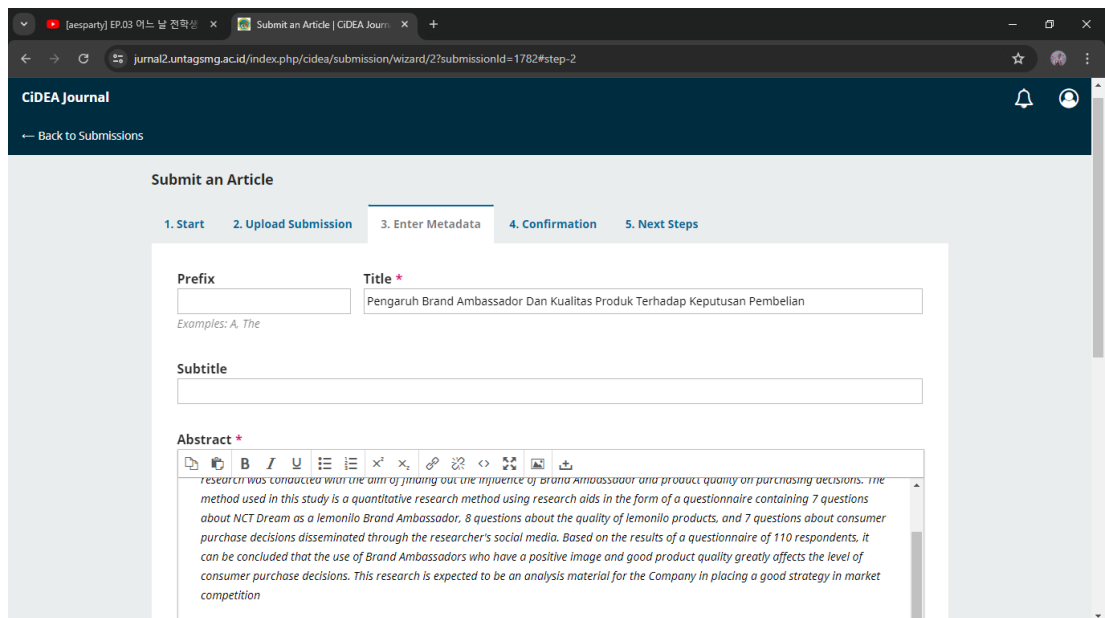
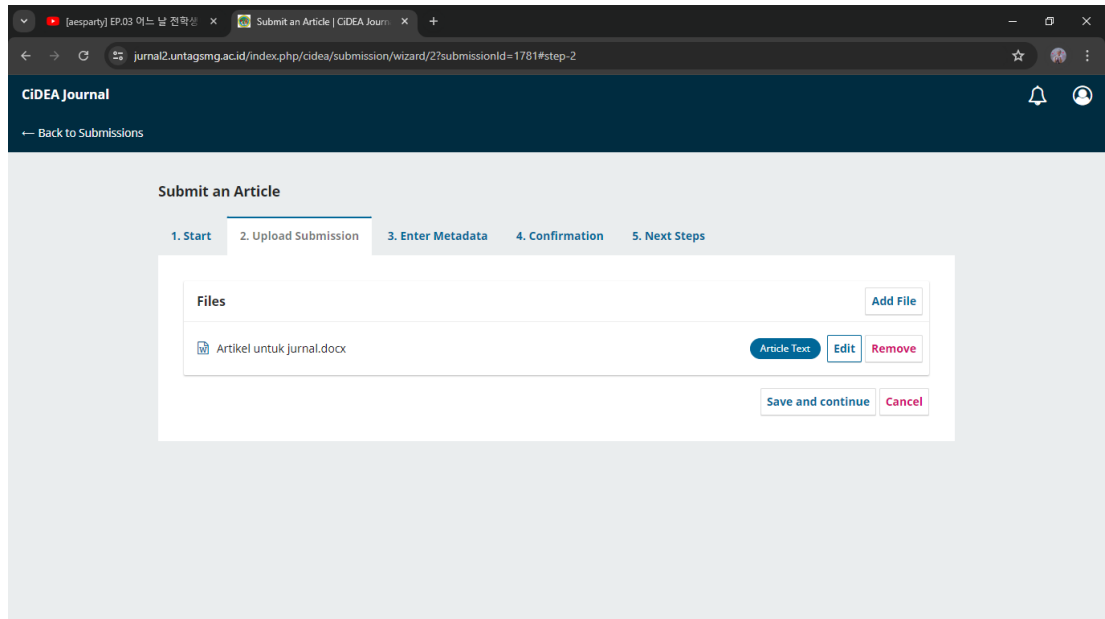
[Text area containing:]
bersama ini saya kirimkan naskah untuk dapat diterbitkan pada periode juni 2024
demikian, atas perhatiannya saya ucapkan terima kasih.
salam hormat,
Siti Maryam Bolen

Corresponding Contact *

- ☒ Yes, I would like to be contacted about this submission.
- ☒ Yes, I agree to have my data collected and stored according to the [privacy statement](#).

Save and continue Cancel

* Denotes required field



Submit an Article | CiDEA Jour...

jurnal2.untagsmg.ac.id/index.php/cideasubmission/wizard/2?submissionId=1782#step-2

CiDEA Journal

← Back to Submissions

List of Contributors

Add Contributor

Name	E-mail	Role	Primary Contact	In Browse Lists
siti maryam bolen	dal.sitimaryam@gmail.com	Author	✓	✓

Additional Refinements

Keywords

Add additional information for your submission. Press "enter" after each term.

Brand Ambassador × Product Quality × Purchase Decision ×

References

Achitoni, W. I., & Buwira, N. (2022). Pengaruh Kualitas Produk Terhadap Keputusan Pembelian Kendaraan Bermotor Di Kota Bogor. Jurnal Ilmiah Manajemen, Ekonomi, & Akuntansi (MEA), 6(3), 38–51. <https://doi.org/10.31955/mea.v6i3.2271>

Aldini, Ahmad Feriyansyah, & Sella Venanza. (2022). Pengaruh Kualitas Produk Terhadap Keputusan Pembelian Handphone Oppo Di Kota Paqar Alam. Jurnal Aktiva : Riset Akuntansi Dan Keuangan, 3(1), 44–53. <https://doi.org/10.52005/aktiva.v3i1.130>

Save and continue

Cancel

Submit an Article | CiDEA Jour...

jurnal2.untagsmg.ac.id/index.php/cideasubmission/wizard/2?submissionId=1782#step-2

CiDEA Journal

← Back to Submissions

Submit an Article

1. Start2. Upload Submission3. Enter Metadata4. Confirmation5. Next Steps

Your submission has been uploaded and is ready to be sent. You may go back to review and adjust any of the information you have entered before continuing. When you are ready, click "Finish Submission".

Finish Submission

Cancel

No search results.

